



Over 100,000 Mold  
Base Combinations  
Now Available for  
Shipment in

\*Same Day  
\*3-5-7 Days  
\*Mold Plate

**\* Same Day Mold Bases**

Part Number.....SA08080707 Mold Base Size.....8" x 8" "A & B" Plate Thickness.....7/8" "C" Height.....3"	Part Number.....SA09121313 Mold Base Size.....9" x 12" "A & B" Plate Thickness.....1-3/8" "C" Height.....3"	Part Number.....SA11181717 Mold Base Size.....10-7/8" x 18" "A & B" Plate Thickness.....1-7/8" "C" Height.....3-1/2"
Part Number.....SA08081313 Mold Base Size.....8" x 8" "A & B" Plate Thickness.....1-3/8" "C" Height.....3"	Part Number.....SA10121313 Mold Base Size.....9-7/8" x 11-7/8" "A & B" Plate Thickness.....1-3/8" "C" Height.....3"	Part Number.....SA12121313 Mold Base Size.....11-7/8" x 12" "A & B" Plate Thickness.....1-3/8" "C" Height.....3"
Part Number.....SA08111313 Mold Base Size.....8" x 11" "A & B" Plate Thickness.....1-3/8" "C" Height.....3"	Part Number.....SA10161313 Mold Base Size.....9-7/8" x 16" "A & B" Plate Thickness.....1-3/8" "C" Height.....3"	Part Number.....SA13151717 Mold Base Size.....13-3/8" x 15" "A & B" Plate Thickness.....1-7/8" "C" Height.....3-1/2"

**NOTE:** All Bases are: "A" series, #2 steel, Top Clamp Plate = 1-3/8" Option #2, Ejector Plate = Base Length

DELIVERY	MOLD BASE SIZES	"A & B" THICKNESS	"A & B" STEEL TYPE	"C" HEIGHT	OPTIONS
<b>7-DAYS</b>	Sizes as Indicated in Charts	Any Std. Thickness up to 5-7/8"	No. 1, 2, 3 Fortal® 420 Stainless	All Standard Heights	Torch-cut Pockets Step Sprue Puller "A & B" Series & Cavity Retainer Sets
<b>5-DAYS</b>	Sizes as Indicated in Charts	Limited to Color in Charts	Limited to Color in Charts	All Standard Heights	Step Sprue Puller "A & B" Series & Cavity Retainer Sets
<b>3-DAYS</b>	Sizes as Indicated in Charts	Limited to Color in Charts	Limited to Color in Charts	As Indicated in Charts	Step Sprue Puller (std hole in "B" plate) "A" series only

**WHEN ORDERING PLEASE SPECIFY:**















1. Series Type and Base Size.
2. "A & B" Plate Thickness and Steel Type.
3. "O" and "R" Dimensions.
4. Locating Ring Part Number.

**COLOR CHARTS ON NEXT 2 PAGES.**

**NOTE:** All Top Clamp Plates = 1-3/8" Option #2



**\* 3-5-7 Day Mold Bases**

3-3/8"			3-7/8"			4-3/8"			4-7/8"			5-7/8"			"C" Dim.	Mold Base Size	
#1	#2	#3	#1	#2	#3	#1	#2	#3	#1	#2	#3	#1	#2	#3			
															3	8 x 8	
															3	8 x 11	
															3	9 x 12	
															3	9-7/8 x 11-7/8	
															3	9-7/8 x 16	
															3-1/2	10-7/8 x 14	
															3-1/2	10-7/8 x 18	
															3-1/2	11-7/8 x 12	
															3-1/2	11-7/8 x 15	
															3-1/2	13-3/8 x 15	
															3-1/2	13-3/8 x 18	
															STD.	14-7/8 x 17-7/8	<b>NEW</b>
															STD.	14-7/8 x 23-3/4	<b>NEW</b>
															STD.	15-7/8 x 16	<b>NEW</b>
															STD.	15-7/8 x 20	
															STD.	15-7/8 x 23-1/2	<b>NEW</b>
															STD.	17-7/8 x 18	<b>NEW</b>
															STD.	17-7/8 x 20	
															STD.	17-7/8 x 23-1/2	<b>NEW</b>
															STD.	19-1/2 x 23-3/4	
															STD.	23-3/4 x 23-3/4	<b>NEW</b>

**BILL TO INFORMATION**

NAME   
 ADDRESS   
 CITY   
 STATE   
 ZIP CODE   
 CONTACT   
 PHONE #   
 FAX #   
 INQUIRY #

**SHIP TO INFORMATION**

NAME   
 ADDRESS   
 CITY   
 STATE   
 ZIP CODE   
 SHIP VIA   
 F.O.B. POINT   
 DATE

<b>QTY</b>	<b>ASSEMBLY PART NO. OR DESCRIPTION</b>				
<input type="checkbox"/>	<input type="text"/>				
<b>MATERIAL</b>	<b>TOP CLAMP OPTION</b>		<b>'E' EJECTOR LENGTH</b>		
<input type="text"/>	<input type="text"/>		<input type="text"/>		
				<b>'C' HEIGHT</b>	
	<input type="text"/>			<input type="text"/>	
<b>SPRUE BUSHING</b>			<b>LOCATING RING</b>		
<b>'O' DIMENSION</b>	<b>'R' DIMENSION</b>	<b>PART NO.</b>	<b>'D' DIMENSION</b>	<b>PART NO.</b>	
<input type="text"/>	<input type="text"/>	<input type="text"/>	<input type="text"/>	<input type="text"/>	
<b>SPECIAL INSTRUCTIONS (OR SEND SPECIAL MACHINING CHECKLIST)</b>					
<input type="text"/>					
<input type="checkbox"/> CHAMFER ALL PLATE EDGES 1/16"			<input type="checkbox"/> USE BRONZE-RITE™ BUSHINGS		

QUOTE ONLY  
 ORDER

**PRINT FORM  
FOR FAXING**

**CLEAR FORM**



# SPECIAL MOLD BASE MACHINING CHECKLIST

SEND WITH MOLD BASE INFORMATION SHEET

CUSTOMER NAME

INQUIRY OR PO NO.

### POCKET INFORMATION

- |                         |                                |    |                                 |
|-------------------------|--------------------------------|----|---------------------------------|
| CAVITY POCKETS OR BORES | <input type="checkbox"/> ROUGH | OR | <input type="checkbox"/> FINISH |
| SLIDE OPENINGS          | <input type="checkbox"/> ROUGH | OR | <input type="checkbox"/> FINISH |
| LOCK BLOCK POCKETS      | <input type="checkbox"/> ROUGH | OR | <input type="checkbox"/> FINISH |
| SIDE LOCK POCKETS       | <input type="checkbox"/> ROUGH | OR | <input type="checkbox"/> FINISH |
| SHOT BORE AND POCKETS   | <input type="checkbox"/> ROUGH | OR | <input type="checkbox"/> FINISH |

### MACHINING INFORMATION

- |                                                |                                                |                                               |
|------------------------------------------------|------------------------------------------------|-----------------------------------------------|
| <input type="checkbox"/> HORIZONTAL WATERLINES | <input type="checkbox"/> CAVITY MOUNTING HOLES | <input type="checkbox"/> ANGLE PIN HOLES      |
| <input type="checkbox"/> VERTICAL WATERLINES   | <input type="checkbox"/> PRESS MOUNTING HOLES  | <input type="checkbox"/> ANGLE PIN CLEARANCE  |
| <input type="checkbox"/> AIRLINES              | <input type="checkbox"/> PRESS KNOCK-OUT HOLES | <input type="checkbox"/> LEADER PIN CLEARANCE |
| <input type="checkbox"/> HEATER HOLES          | <input type="checkbox"/> EJECTOR PIN HOLES     | <input type="checkbox"/> SPRING POCKETS       |
| <input type="checkbox"/> EYEBOLT HOLES         | <input type="checkbox"/> STRIPPER BOLT HOLES   | <input type="checkbox"/> PRY BAR SLOTS        |
| <input type="checkbox"/> SPECIAL CENTERHOLES   | <input type="checkbox"/> TAPERLOCK HOLES       | <input type="checkbox"/> HOT RUNNER SYSTEM    |

### INSTALLATION INFORMATION

- |                                                |                                                   |                                     |
|------------------------------------------------|---------------------------------------------------|-------------------------------------|
| <input type="checkbox"/> GUIDED EJECTOR SYSTEM | <input type="checkbox"/> EXTRA EJECTOR PLATE SHCS | <input type="checkbox"/> SIDE LOCKS |
| <input type="checkbox"/> SUPPORT PILLARS       | <input type="checkbox"/> EXTRA LEADER PINS        |                                     |
| <input type="checkbox"/> EXTRA STOP PINS       | <input type="checkbox"/> EXTRA BUSHINGS           |                                     |

### RELOCATE

- |                                                |                                      |                                         |
|------------------------------------------------|--------------------------------------|-----------------------------------------|
| <input type="checkbox"/> RETURN PINS           | <input type="checkbox"/> CENTERHOLES | <input type="checkbox"/> ASSEMBLY BOLTS |
| <input type="checkbox"/> OTHER, PLEASE SPECIFY | <input type="text"/>                 |                                         |

### OMIT

- |                                                |                                      |                                         |
|------------------------------------------------|--------------------------------------|-----------------------------------------|
| <input type="checkbox"/> RETURN PINS           | <input type="checkbox"/> CENTERHOLES | <input type="checkbox"/> ASSEMBLY BOLTS |
| <input type="checkbox"/> OTHER, PLEASE SPECIFY | <input type="text"/>                 |                                         |

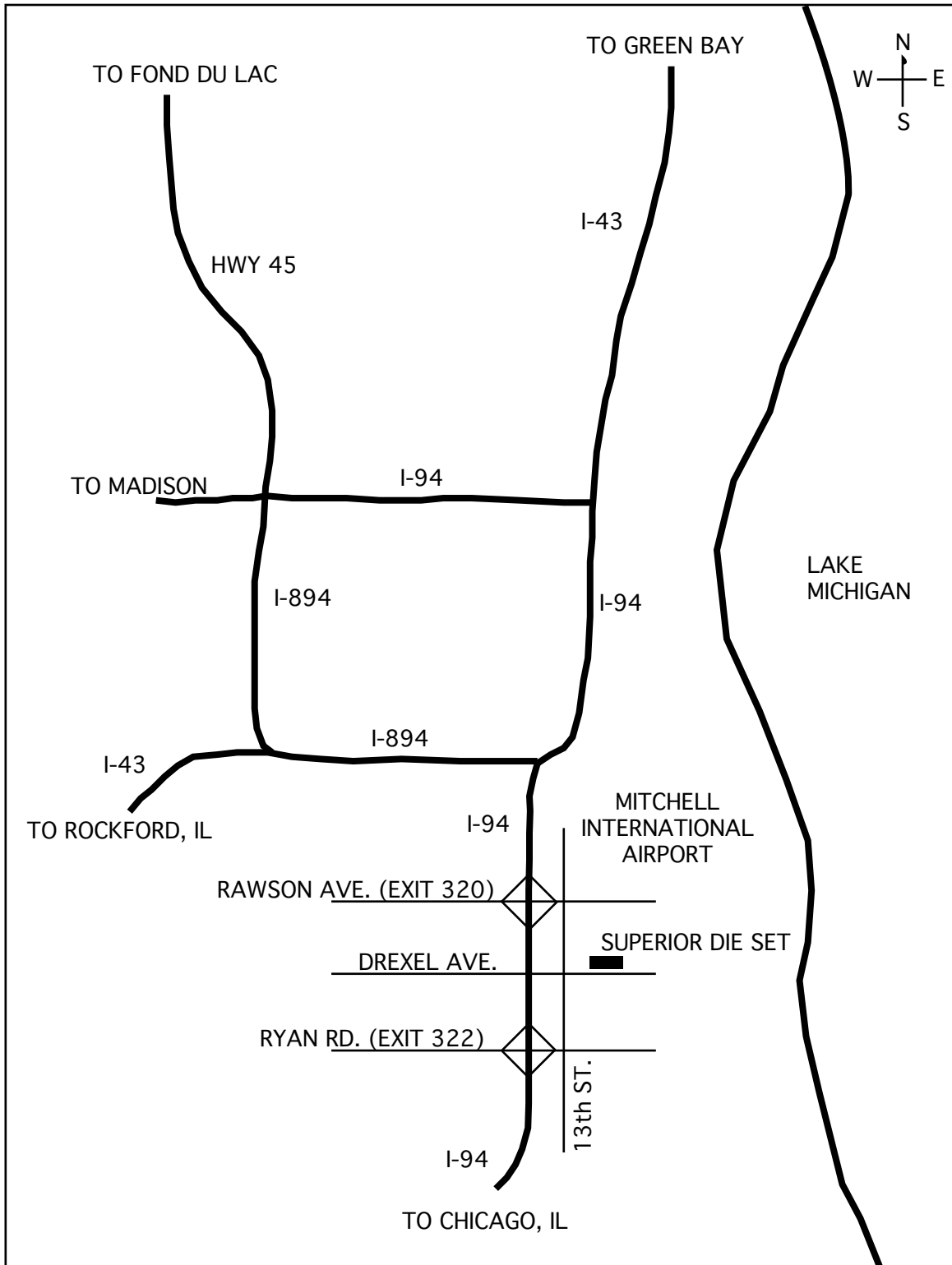
### OTHER

- QUOTE ONLY  
 ORDER

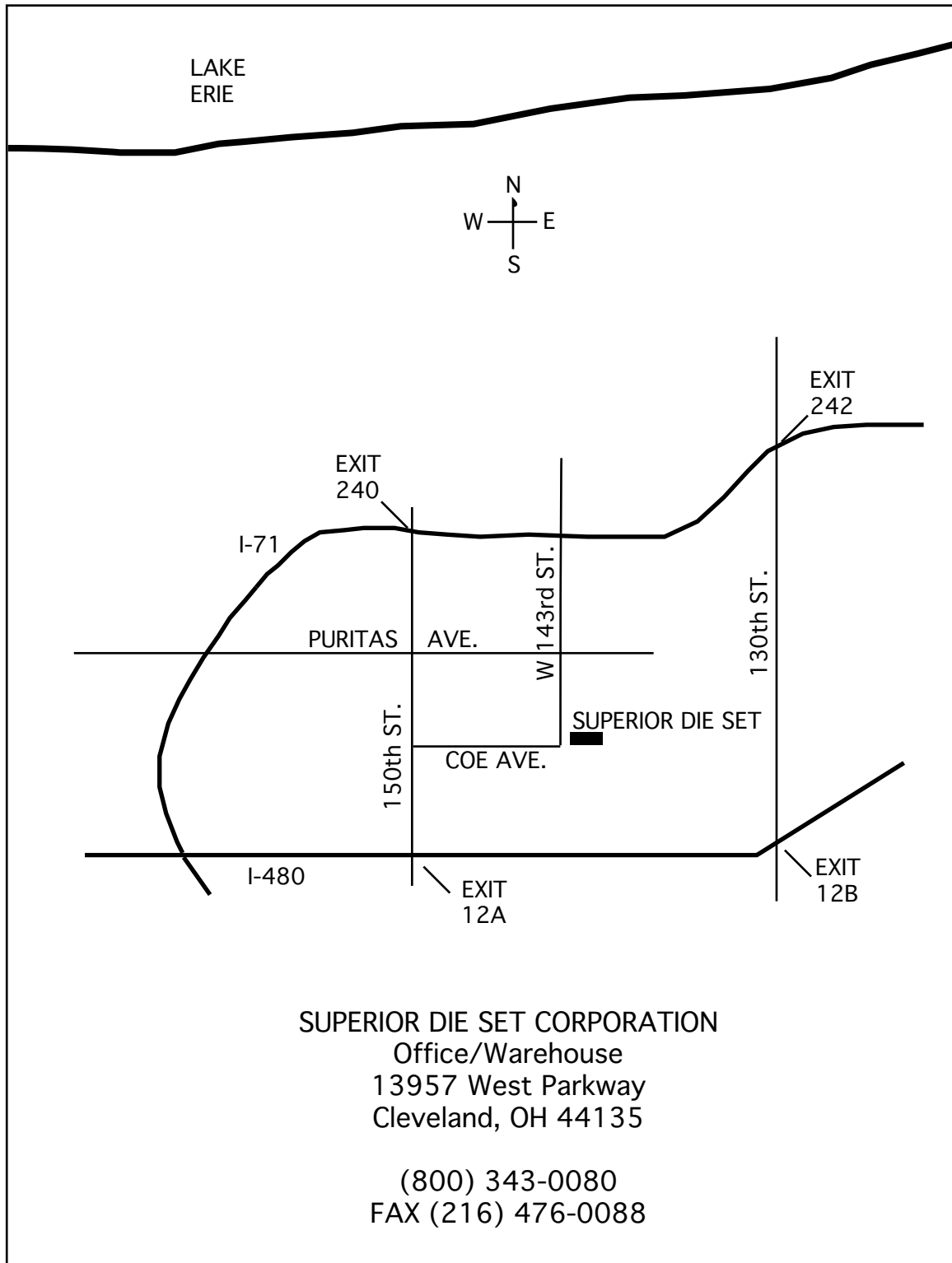
**PRINT FORM  
FOR FAXING**

**CLEAR FORM**

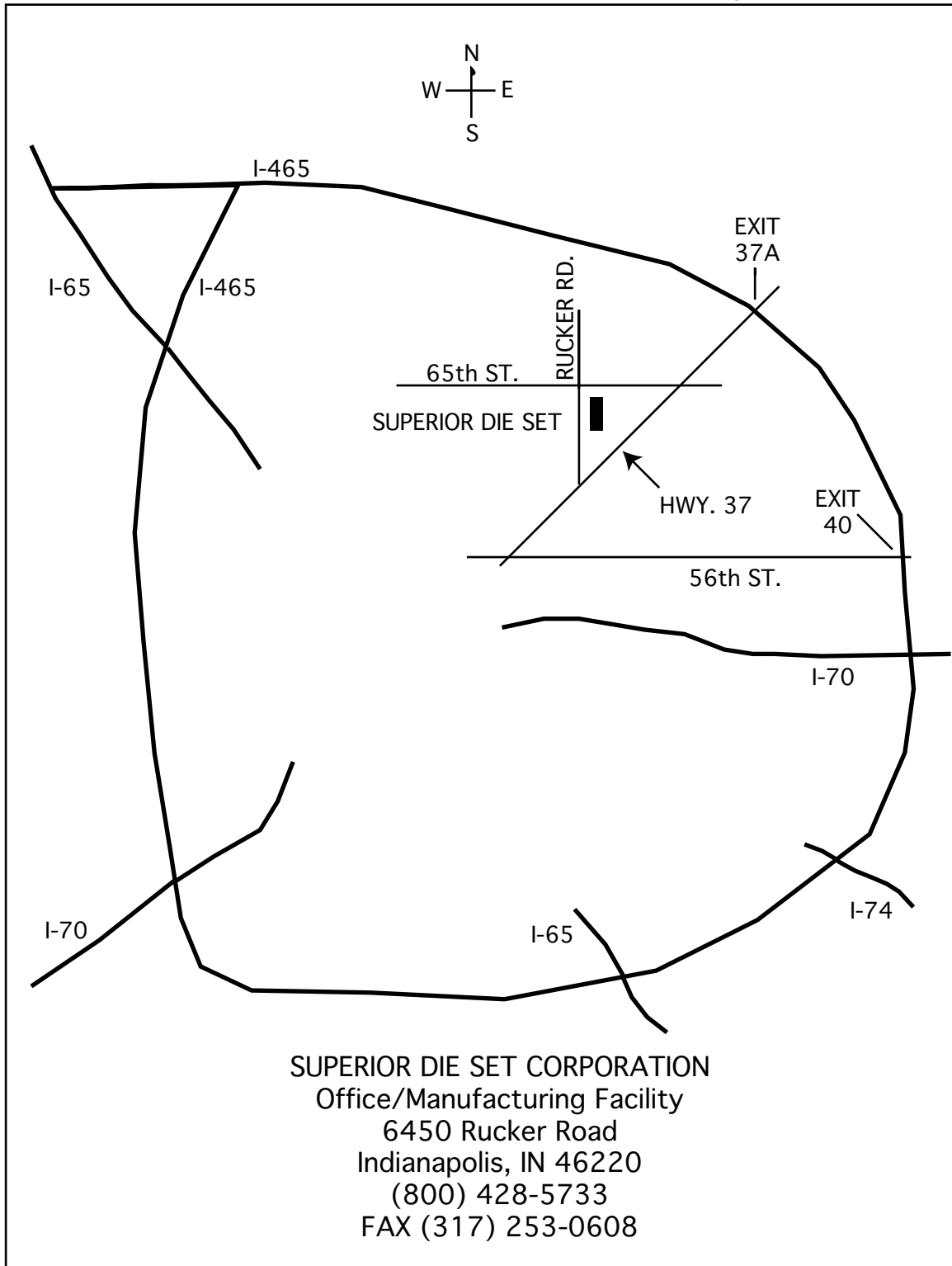
Superior Die Set Corporation is strategically located in Oak Creek, Wisconsin, a southern suburb of Milwaukee. Only two miles from Mitchell International Airport and a mile from Interstate I-94, the Superior plant has convenient, unrestricted access to rapid trucking, air and rail service.



Superior Die Set Corporation has a regional office and warehouse that is conveniently located in Cleveland, Ohio, minutes from the airport. This location warehouses our large inventory of Raymond® Die Springs. Also, the Cleveland office is our Pronic™ Tapping Device headquarters with technical representatives available to fulfill your requirements.



Superior Die Set, Indianapolis Division, is located minutes off of I-465. Exit Highway 37 from the North, and at 56th Street from the South. Here you will find a manufacturing facility complete with a raw steel plate inventory, flame-cutting, blanchard grinding and machining services. Also, a complete line of die set components is in inventory ready for same day shipping.



Superior Die Set Corporation standard terms and conditions of sale apply to any proposal and must be considered as part of your order. All agreements are contingent upon strikes, fires, accidents or other causes beyond our control; and are subject to revisions occasioned by any other governmental actions.

**Quotations:** All quotations are subject to change without notice prior to acceptance of purchaser's order by our home office.

**Pricing: Prices** are subject to change caused by any modifications of the specifications or the terms of the order after acceptance.

Unless otherwise specified, all prices are F.O.B. point of shipment. Prices do not include any sales or use taxes which may be imposed by any governmental body. Such taxes are the responsibility of the buyer.

**Terms:** 1% — 10 days      Net 30 days.

**Shipping:** The shipping schedule is an estimate based on current backlogs and material availability. Shipping date will be computed from the date of order acceptance or from the date complete information required for manufacture is received.

Delivery route will be determined by our routing instructions or, if not specified, by the best way in accordance with past experience. On all prepaid shipments inbound and outbound, Superior will determine the route instructions and method of shipment. In all other cases Superior will comply with any customer routing requests that are provided in writing.

**Returned Goods:** No goods are returnable without getting a return goods authorization. Special components or customized products not shown in our catalog are not returnable. If you have problems, contact us, we prefer to inspect before granting return credit. A minimum restocking charge of 10% will be made on all returnable goods. **No Goods are Returnable After Thirty Days of Receipt.**

A complete statement of our standard terms and conditions is available upon request, and appears on the reverse side of our Order Acknowledgement Form.

## **SUPERIOR QUALITY GUARANTEE**

1. Superior Die Set Corporation will ship no standard product until it conforms completely to the standard specifications.

2. All Superior products shall be constructed from metal of the chemical and metallurgical composition specified. Certification of metal composition will be sent with the product on request.

3. All custom Superior products will be manufactured to tolerances specified or approved by the customer in advance of production.

Notification of any deviance from the guarantee must be made in writing to Superior Die Set Corporation, within thirty (30) days of receipt of the product by the customer. If the customer fails to forward such notification within the 30-day period, Superior Die Set Corporation will deem the product to be fully acceptable to the customer as shipped. Any and all modifications or alterations made to our products without agreement in writing from Superior Die Set Corporation will also cause the manufacturer to deem the product to be fully acceptable as shipped.

Superior's liability under the above guarantee is strictly and exclusively limited to the repair or replacement of defective products.

© 1992 Superior Die Set Corp.

Dear Prospective Customer:

Thank you for your interest in Superior Die Set Corporation. For the purpose of establishing an open account with our firm, please complete the following.

Firm Name:

Name of Parent Co., if Subsidiary:

Billing Address:

Shipping Address:

Phone Number  
with area code:

FAX Number  
with area code:

Year Business Established:

How Long at Present Address:

Number of Employees:

Type of Business:

Corporation:      Yes      No

State Incorporated In:

Company Officers/Partners:

President:

Vice President:

Secretary:

Treasurer:

A/P Supervisor:

[Click here for balance of credit application.](#)

**PRINT FORM  
FOR FAXING**

Credit Line Desired \$ 

References: (Please list below three firms comparable to the credit line desired)

Name:   
Address:   
City/State/Zip Code:   
Phone Number:   
FAX Number:   
Contact Name:

Name:   
Address:   
City/State/Zip Code:   
Phone Number:   
FAX Number:   
Contact Name:

Name:   
Address:   
City/State/Zip Code:   
Phone Number:   
FAX Number:   
Contact Name:

Bank Name:   
Branch:   
Address:   
Phone Number:   
Name of Bank Representative:

IT IS UNDERSTOOD THAT THE BUYER AGREES TO PAY SUPERIOR DIE SET CORP. FOR ALL PURCHASES WITHIN THE TERMS OF 1% 10, NET 30. BUYER ALSO AUTHORIZES SUPERIOR DIE SET CORP. OR IT'S DESIGNEE TO INVESTIGATE THE REFERENCES AND OTHER DATA FURNISHED BY THE BUYER OR BY ANY OTHER PERSON PERTAINING TO BUYER'S CREDIT RESPONSIBILITY AND TO ANSWER ALL QUESTIONS ABOUT THEIR CREDIT EXPERIENCE WITH THE BUYER. THE BUYER CERTIFIES THAT THE INFORMATION ON THIS APPLICATION IS TRUE AND CORRECT AND MADE FOR THE PURPOSE OF OBTAINING CREDIT. THE BUYER HAS READ AND AGREES TO THE ABOVE AS UNDERSIGNED.

Firm Name:   
Signed By (**REQUIRED**):   
Title:   
Date:

**PRINT FORM  
FOR FAXING**

All information will be kept confidential.